


GIVENS AUTOMOTIVE PAINT SPRAY BOOTHS

Givens Crossflow Paint Spray Booths are designed to give many years of trouble-free service. The incoming air is filtered by Series 55 tacky filters located in the front doors of the booth. This filtered air then passes over the length of the vehicle being painted and is exhausted through the exhaust filters located in the bottom of the exhaust plenum at the rear of the booth. Givens Crossflow Paint Spray Booths and components conform to Occupational Safety and Health Administration (OSHA) standards, T.N.R.C.C. regulations and NFPA code 33 for construction and function.



All of the **Givens** Crossflow booths contain these important features:

CONSTRUCTION: American-made mill galvanized steel preformed with 2" X 1" companion flanges.

(1) 12 United States Wire Gauge floor channels, since this is the foundation of the spray booth and the first area of deterioration.

(2) 10 United States Wire Gauge door frames and reinforcing beams to insure that the Givens Booth will stand squarely for many years to come.

(3) 18 United States Wire Gauge wall and roof panels constituting a two-hour fire wall.

(4) Double 18 United States Wire Gauge doors constituting a four-hour fire wall.

Air Filtration: All air filters are Series 55 Rated Tight Seal Tacky carrying a UL Class 2 approval.

Replacements are available from your paint supplier.

(1) The sixteen each 20" x 20" Series 55 air filters are located in the front doors of the Crossflow Booth.

Exhaust Filtration: Fiberglass Exhaust filters 22

gram Extra Heavy Duty 2 ½" thick 41" x 120" (Factory Mutual approved, UL class 2 Listing) insures that more than 96.5% of the over spray particles are trapped. This filter is a continuous piece making it much easier to change than the conventional 20" x 20" pieces. This filter is located at the bottom of the exhaust plenum at the rear of the paint spray booth.

Lighting: The 8 sealed 160-watt fluorescent light fixtures provided with every Givens Crossflow Booth are designed for maximum illumination. Sealed light fixtures have no dust build up to block light inside the booth. Additional fixtures are available at extra cost.

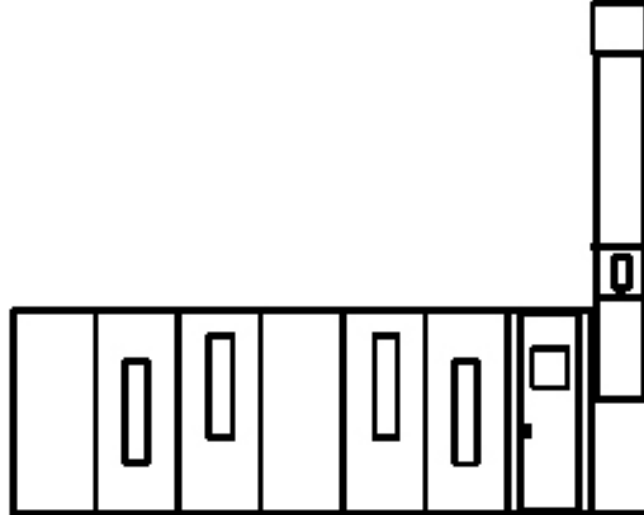
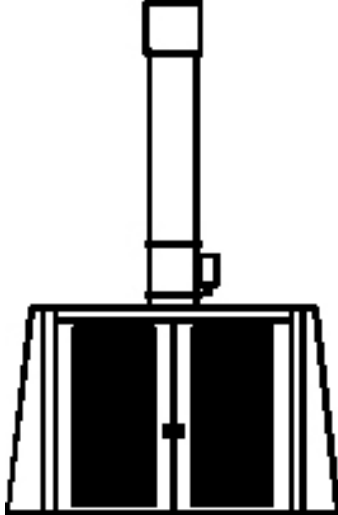
Doors: The Access Door is double walled with a tempered glass observation window. All doors are positively sealed with the use of urethane weather stripping.

GIVENS AUTOMOTIVE PAINT SPRAY BOOTHS

EXHAUST STACK: Roof flashing, Combination Automatic Damper and Weather Canopy are included in the price of your Givens Crossflow Paint Spray Booth.

DELIVERY & MECHANICAL INSTALLATION: Performed by GIVCO. INC., is included in the price

of your Givens Booth. The only additional expenses to your shop are the plumbing of compressed air, installation of an automatic fire extinguishing system, and the connection of electrical power to the lights and exhaust fan.



Booth Clearance 3'0" All Around Recommended

Booth Model Number	Work Dimensions			Overall Dimensions			Nominal Door Openings		Shpg. Weight Lbs.
	Width	Height	Length	Width	Height	Length	Width	Height	
ST1000	14'0"	8'0"	24'0"	14'5"	8'3"	27'5"	10'0"	7'6"	5400
ST1028	14'0"	8'0"	28'0"	14'5"	8'3"	31'11"	10'0"	7'6"	5800

STANDARD EQUIPMENT FURNISHED

- | | |
|--|---|
| <ul style="list-style-type: none"> (1) Draft Gauge (2) Double Ring Exhaust Fan powered by a 3 phase totally enclosed fan cooled electric motor (3) Eight 160 watt 48" sealed Fluorescent Light Fixtures shining through 1/4" clear tempered glass (4) Three 4'0' lengths of Exhaust Stack (5) Roof Flashing either pitched or flat (6) One Observation Window located in the Doors of the paint booth (7) 2'6" x 6'8" Personal Access Door can be located | <ul style="list-style-type: none"> (8) on either side of the paint spray booth (9) Combination Automatic Damper and Weather Canopy. (10) One complete set of Series 55 tight seal tacky air filters (11) Extra Change of 22 gram Extra Heavy Duty Exhaust Filter Media (12) All 1\4"x3\4' tek screws and Mounting Hardware Delivery, Mechanical Installation and Initial Start Up by GIVCO, INC |
|--|---|

OPTIONS AVAILABLE AT EXTRA COST

- | | |
|--|--|
| <ul style="list-style-type: none"> (1) Additional Light Fixtures (2) Additional Observation Windows (3) Fluorescent Light Tubes (4) Motor Starters (5) Single Phase Motors (6) Spray Cure Systems with Auto Balance | <ul style="list-style-type: none"> (7) Special length, width, and height booths available (8) Paint Mixing Rooms (9) Prep Stations (10) Trim Out Booths (11) Safety Control Devices available. Consult local codes and GIVCO, INC. for the equipment appropriate for your shop. |
|--|--|

GIVENS AUTOMOTIVE PAINT SPRAY BOOTHS

ST-1000 CROSSFLOW PAINT SPRAY BOOTH



FRONT OUTSIDE



FRONT INSIDE



LEFT SIDE



BACK OUTSIDE